



- Woodworking
- Fabrication
- Metalworking
- Tooling/Supplies

**Locations:** Dartmouth, Moncton,  
 Saint John & St. John's  
**Phone:** 800-498-7779  
**Web:** stellarindustrial.ca  
**E-Mail:** sales@stellarindustrial.ca



**5" x 6"**  
**METAL CUTTING**  
**BANDSAW**  
**KC-129C**

- 3 speeds (80-120-200 FPM)
- Comes with wheels for portability

**8 Amp**  
**(110V)**

**\$519.**



**H.S.S. & BI-METAL BLADES**

Model	Length	Width	Blade Material	TPI	Thickness	Price
KBB-11S-10	64 1/2"	1 1/2"	H.S.S.	10	.025"	\$14.99
KBB-11S-14	64 1/2"	1 1/2"	H.S.S.	14	.025"	\$14.99
KBB-11S-18	64 1/2"	1 1/2"	H.S.S.	18	.025"	\$14.99
KBB-11S-24	64 1/2"	1 1/2"	H.S.S.	24	.025"	\$14.99
KBB-11S-BM-10	64 1/2"	1 1/2"	Bi-Metal	10	.025"	\$34.99
KBB-11S-BM-14	64 1/2"	1 1/2"	Bi-Metal	14	.025"	\$34.99
KBB-11S-BM-18	64 1/2"	1 1/2"	Bi-Metal	18	.025"	\$34.99

**7" X 12" METAL CUTTING**  
**BANDSAW**  
**KC-712BC**

- 11.5 Amp. motor
- Coolant system
- Adjustable ball bearing guides
- 4 speeds (85-130-180-235 FPM)

**\$1399.**



**PATENTED**  
**TRU-LOCK**  
 quick  
 locking  
 vise  
 system

**H.S.S. & BI-METAL BLADES ("SKIP TOOTH")**

Model	Length	Width	Blade Material	TPI	Thickness	Price
KBB-712-10	93"	3/4"	H.S.S.	10	.032"	\$19.99
KBB-712-14	93"	3/4"	H.S.S.	14	.032"	\$19.99
KBB-712-18	93"	3/4"	H.S.S.	18	.032"	\$19.99
KBB-712-BM-610	93"	3/4"	Bi-Metal	6-10	.032"	\$64.99
KBB-712-BM-1014	93"	3/4"	Bi-Metal	10-14	.032"	\$64.99

**14 PC. JUMP STARTER KIT**  
**PERSONAL POWER SUPPLY**  
**PX-500**

- Charge or power all electronic devices, USB 5V electronics, 12V accessories and 16V/19V laptops.
- This 13,600 mAh portable jump starter & power supply is able to jumpstart a V8 engine (5L) up to 15 times

**\$99.99**



**16" X 20" COMBO LATHE/MILL**  
**KC-1620CLM**

- Two powerful 3/4 HP 110V motors
- Lathe chuck and drill chuck safety guards with limit switch protection and standard tool post safety guard
- Comes with 5". 3 jaw chuck, imperial & metric change gears, quick change tool post with 1/2" capacity, steady rest, follow rest, thread chasing dial indicator, MT#3 & MT#4 dead centres, 1/2" drill chuck and tool box with adjusting tools

**OPTIONAL**

**KM-124**  
**Elevating block**  
**with 7/16" T-slots**  
 (7-7/8" x 5-7/8" x 5")



**\$119.**

**5 PC. CUTTER HOLDER SETS**

**KM-046**

3/8" Shank  
 Fits: KC-0712ML,  
 KC-1022ML, KC-1620CLM  
 • H.S.S. cutters  
 • Kit comes in a wooden box



**\$59.**

**\$2999.**

**OPTIONAL**

**STAND**  
**SS-1620CLM**  
 (41-3/8" x 19-1/4" x 30-1/2")

**\$299.**

**29 PC. TITANIUM**

**DRILL BIT SET**  
**KDB-29T**  
 29 (1/16" 1/2" x 1/64")

**\$29.99**

**17" DRILL PRESS**  
**with SAFETY**  
**GUARD &**  
**LIMIT SWITCH**

**17" DRILL PRESS**



**DRILL PRESS**  
**CHUCK SAFETY**  
**GUARD**  
**KM-118** **\$19.99**  
 Fits KC-118FC, KC-118FC-LS

**KC-118FC**

- 12.5 Amp. motor
- 16 speeds (240-3400 RPM)
- 17" swing
- 3 1/4" stroke
- 5/8" chuck

**KC-118FC-LS**

- 12.5 Amp. motor
- 16 speeds (240-3400 RPM)
- 17" swing
- 3 1/4" stroke
- 5/8" chuck

**\$625.**

**\$725.**

**5 PC. ACCESSORY BONUS PACKAGE FREE**

INCLUDED WITH THE PURCHASE OF A  
**PDM-30 MILLING DRILLING MACHINE**  
 Includes: angle drill press vise, drill chuck  
 with key, drill chuck arbor, carbide  
 tipped face mill and face mill arbor

**\$343.85**

**MILLING DRILLING MACHINE with**  
**SAFETY GUARD & LIMIT SWITCH**  
**PDM-30**

- 16 1/2" swing
- 1 1/4" Drilling capacity
- 3" Face mill capacity
- 5" stroke
- Spindle taper R8
- 12 speeds (150-2500 RPM)

**\$2299.**

**OPTIONAL**

**TABLE**  
**POWERFEED**  
**ATTACHMENT**  
**PFM-32**  
 For # PDM-30



**11 Amp.**  
**(220V)**

**MILLING**

**DRILLING**  
**MACHINE**  
**STAND**  
**SS-45**

Heavy-duty steel construction

**\$279.99**



## 5" x 6" DUAL SWIVEL METAL CUTTING BANDSAW

KC-129DS

- Head swivels 0° - 45° to the right and 0° - 60° to the left
- Adjustable hydraulic downfeed control
- Automatic shut-off switch
- Adjustable ball bearing guides
- Portable design for easy movement

ADJUSTABLE  
HYDRAULIC  
CYLINDER



8 Amp  
(110V)

**\$859.**

## 10" x 18" METAL CUTTING BANDSAW

KC-227-2 (220V)

KC-227-6 (600V)

- 4 speeds (114, 196, 288, 377 FPM)
- Carbide ball bearing blade guide
- Centralized control panel and automatic shut-off
- Adjustable hydraulic downfeed control
- To ensure reliable accurate cuts, both adjustable control arms can be positioned as close to the cut as possible
- Coolant system with regulator valves provide an even flow of coolant to the blade

**\$4499.**

PRECISION  
PRESSURE  
GAUGE  
INDICATES  
THE BLADE  
TENSION



**PATENTED**  
TRU-LOCK quick  
locking vise system.  
Fully adjustable jaws  
for 0° to 45°  
angled cuts

Exclusive  
24 Volt  
control  
panel

H.S.S. BLADES					
Model	Length	Width	TPI	Thickness	Price
KBB-225-10	122"	1"	10	.032"	\$34.99
KBB-225-14	122"	1"	14	.032"	\$34.99

11.5 Amp @220V  
2.6 Amp @ 600V

2

# METAL CUTTING BANDSAWS

## PATENTED GEAR

**DRIVE SYSTEM...** is the ONLY one in the Canadian market which allows the user to change speeds without stopping the machine.

## 7" x 12" METAL CUTTING BANDSAW WITH GEAR DRIVE

KC-712GH-5

- Returning coolant system
- 3(110-230-340 FPM)
- Automatic shut-off
- Adjustable ball bearing guides

**PATENTED**  
TRU-LOCK  
quick  
locking  
vise  
system



14 Amp  
(110V)

**\$1999.**

## 10" x 18" VARIABLE SPEED SWIVEL METAL CUTTING BANDSAW

KC-228S-V-2 (220V)

KC-228S-V-6 (600V)

- Variable Speeds (73-312 FPM)
- Carbide ball bearing blade guides
- Adjustable hydraulic downfeed control
- Swivel base from 0° to 45°
- Coolant system with regulator valves provide an even flow of coolant to the blade

**\$6199.**

**PATENTED**  
TRU-LOCK quick  
locking vise system.  
Fully adjustable jaws  
for 0° to 45°  
angled cuts



Exclusive  
24 Volt  
control  
panel

H.S.S. BLADES					
Model	Length	Width	TPI	Thickness	Price
KBB-225-BM-610	122"	1"	6-10	.032"	\$99.99
KBB-225-BM-812	122"	1"	8-12	.032"	\$99.99

11.5 Amp @220V  
2.6 Amp @ 600V

# **7" x 12" DUAL SWIVEL METAL CUTTING BANDSAW**

- KC-712DS**
- Returning coolant system
  - 4 speeds (98-164-246-328 FPM)
  - Automatic shut-off
  - Adjustable ball bearing guides

**\$2799.**



PATENTED  
TRU-LOCK  
quick  
locking  
vise  
system

**6Amp.  
(220V)**

# **9" x 18" METAL CUTTING SWIVEL BANDSAW**

- KC-918S-V**
- Speeds (80-250 FPM)
  - Carbide ball bearing blade guides with rollers
  - Centralized control panel and automatic shut-off
  - Adjustable hydraulic downfeed control
  - Precision blade tension adjustment
  - Quick-positioning vise with fully adjustable jaws for 0° to 45° angles

**\$6399.**



Head swivels 0° to 45°  
in one direction

VARIABLE  
SPEED

**Coolant  
system  
Included**

H.S.S. & BI-METAL BLADES ("SKIP TOOTH")						
Model	Length	Width	Blade Material	TPI	Thickness	Price
KBB-918-10	131 3/4"	1"	H.S.S.	10	.032"	\$34.99
KBB-918-14	131 3/4"	1"	H.S.S.	14	.032"	\$34.99
KBB-918-BM-610	131 3/4"	1"	Bi-Metal	6-10	.032"	\$99.99
KBB-918-BM-812	131 3/4"	1"	Bi-Metal	8-12	.032"	\$99.99

**8 Amp.  
(220V)**

# **METAL CUTTING BANDSAWS**



Blade  
speed  
digital  
readout

**23 1/2" x 17" cast iron table**  
Tilts 5° to the left & 45° to the right

**RESAW FENCE  
SYSTEM**

# **17" VARIABLE SPEED METAL/WOOD CUTTING BANDSAW**

- KC-1700WM-VS**
- Variable speeds (wood): 540-3600 SFPM
  - Variable speeds (metal): 100-650 SFPM
  - Voltage (input power): 220V, 1 phase, 60 Hz
  - Comes with a 1/2" x 6 TPI wood cutting blade, 1/2" x 10 TPI metal cutting blade, laser guide, work lamp, miter gauge and a precision "TRU-RIP" aluminum rip fence with resaw guide

2- 4" Dust  
chutes for  
dust collector  
hook-up

**\$3799.**



# **18" METAL CUTTING BANDSAW**

- KC-450**
- Variable speed
  - Handwheel controls speed
  - Speed changes while the machine is in operation
  - Comes complete with 4-way tilting table, and work light

**\$4999.**

**7.5 Amp.  
(220V)**



# METAL LATHES & ACCESSORIES

## 7" X 12" VARIABLE SPEED MINI METAL LATHE

KC-0712ML

- 3/4" spindle bore
- Variable speeds 2 (0-1100, 0-2500 RPM)
- Comes complete with quick change gear box, face plate, steady rest, replacement gears, 4-way tool post, MT#2 dead center, threading dial indicator, 4" 3 jaw chuck, emergency stop button, chuck key and hex. keys

**\$999.99**

5.5 Amp  
(110V)



## 10" X 22" BELT DRIVE METAL LATHE

KC-1022ML

- 1" spindle bore
- Spindle speeds 6 (150-2400) RPM
- Comes complete with 5" 3 jaw chuck, 6-1/2" 4 jaw chuck, replacement gears, 4 way tool post, steady rest, follow rest, 8" face plate, thread chasing dial indicator, MT#3 dead center, full length splash guard, tool box, chuck key and hex. keys

**\$2599.**

12 Amp  
(110V)

OPTIONAL  
CABINET  
STAND  
SS-1022

**\$279.99**



## 12" X 36" GEARHEAD METAL LATHE

- 1 1/2" spindle bore
- Spindle speeds 9 (60-1500) RPM
- 40(4-112 T.P.I.) 30(2 - 4.5mm) thread cutting
- Comes complete with 6" 3 jaw chuck, 8" 4 jaw chuck, imperial and metric gears, quick change tool post, steady rest, follow rest, 10" DI-4 camlock face plate, thread chasing dial indicator, MT#3 dead center, MT#3 arbor taper, 1/2" drill chuck, full length splash guard, tool box, chuck keys and hex. keys

KC-1236ML/SS-1236

**\$4999.**

1.5 HP  
(220V)



WITH TAPER ATTACHMENT

KC-1236ML/KM-053/SS-1236

**\$5499.**

BONUS  
CABINET STAND  
INCLUDED

## 14" X 40" GEARHEAD METAL LATHE

- Spindle speeds 8(70-2000 RPM)
- 34(4-56 T.P.I.) 26(4 - 7mm) thread cutting
- Comes complete with 6" 3 jaw chuck, 8" 4 jaw chuck, replacement gears, quick change tool post, steady rest, follow rest, 12" DI-4 camlock face plate, coolant system, full length splash guard, thread chasing dial indicator, 2 MT#3 dead centers, JT#5-MT#3 sleeve, chip tray, tool box, halogen lamp, chuck keys, hex. keys, and cabinet stand with foot brake

KC-1440ML-2

**\$6799.**

2" Spindle Bore

2 HP  
(240V)



WITH TAPER ATTACHMENT

KC-1440ML-2/KM-054

**\$7299.**

CABINET STAND WITH  
FOOT BRAKE INCLUDED

## 16" X 40" HIGH PRECISION "TOOL ROOM" METAL LATHE

- Spindle speeds 16(45-1800 RPM)
- 2" spindle bore diameter
- 45(2-72 T.P.I.) thread cutting
- Comes complete with 8" 3 jaw chuck with inside & outside jaws, 12" 4 jaw chuck, quick change tool post and two 3/4" tool holders, steady and follow rests with roller guides, 14" (DI-6) camlock face plate, MT #4 standard dead centre, MT #4 carbide tipped dead centre, MT #4 to MT #6 spindle sleeve adapter, halogen light, coolant system, full length splash guard, manual micrometer carriage stop, tool box and wrenches

KC-1640ML

**\$12999.**

4 HP  
(600V)



WITH TAPER ATTACHMENT

KC-1640ML/KM-055

**\$13599.**

CABINET STAND WITH  
FOOT BRAKE INCLUDED

## 7 PC. CARBIDE CUTTER HOLDER SETS

- 1/4" Carbide Steel 2 position Cutter Tips (5pcs.)
- Carbide Steel Inserts (2pcs.)

INCLUDED  
Screwdriver and  
3 adjustment keys



KM-047  
3/8" Shank

**\$189.**




KM-057  
5/8" Shank

**\$199.**

Fits Models:  
KC-0712ML, KC-1022ML

Fits Models:  
KC-1236ML, 14440ML-6  
KC-1640GH, KC-1640ML  
KC-1660GH

## LIVE CENTERS



Very  
Accurate

KLC-2M  
TAPER SHANK - MT#2

**\$59.99**

KLC-3M  
TAPER SHANK - MT#3

**\$79.99**

## TAPER ATTACHMENT



Taper Attachment must be  
ordered together with Lathe

These Taper Attachments are designed  
to fit our 12" x 36", 14" x 40" & 16" x 40"  
Metal Lathes models

KC-1236ML, KC-1440ML-6 & KC-1640ML

## 7 PC. QUICK CHANGE TOOL POST KITS



KQCT-0012  
Fits most lathes up  
to 0 to 12" swing

**\$259.99**

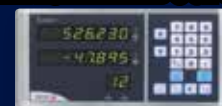
KQCT-1015  
Fits most lathes between  
10" to 15" swing

**\$299.99**

KQCT-1318  
Fits most lathes between  
13" to 18" swing

**\$419.99**

## FAGOR DIGITAL READOUT SYSTEM



20i-T-840  
(Fits KC-1440ML-6  
& KC-1440ML-2)

20i-T-1040  
(Fits KC-1640ML)

2 AXIS with  
8" x 40" scales

2 AXIS with  
10" x 40" scales

**\$1999.**

**\$2199.**

## 12" SLOW SPEED COLD CUT SAW

KC-315CS

- 4.5 HP motor
- Low 52 RPM blade speed is ideal for cutting ferrous metals
- Mitering head pivots to the right or left with positive stops at 45° and 90°

Blade not included

## OPTIONAL 12" COLD CUT SAW BLADE

KM-1200  
(Made in Italy)

\$299.



\$2799.

## DIVIDING PLATES FOR ROTARY TABLE

KC-DPRT-6

Size 6"

KC-DPRT-8

Size 8"

\$129.99 ea.

## HORIZONTAL & VERTICAL ROTARY TABLES

KC-HVRT-4 \$179.

Size 4"

KC-HVRT-6 \$379.

Size 6"

KC-HVRT-8 \$569.

Size 8"

## K-TYPE SWIVEL BASE MILLING VISES

3"-

KMV-3M \$99.

6"-

KMV-6M \$199.

8"-

KMV-8M \$299.

## TAILSTOCK FOR ROTARY TABLE

KC-TRT-6

Fits: KC-HVRT-6,

KC-HVRT-8

\$129.99

## 18 PC. COLLET SETS

Includes straight shank, 15 collets, wrench and plastic case.

KCS-4015


- Straight shank taper ISO 40
- Draw Bar 5/8" WII

KCS-R8-15

- Straight shank taper R8
- Draw Bar 7/16" NF 20

\$379.99 ea.

# MILLING DRILLING MACHINES



Column tilts 45° to the right or left

## MINI MILLING DRILLING MACHINE

KC-15VS

- Powerful 3/4 HP single phase DC motor
- Variable speed gear drive
- Spindle depth fine feed control with micro downfeed dial
- Adjustable depth stop
- Rubber chip guards on ways
- Chuck guard
- Emergency stop button
- Comes with 1/2" chuck, chuck key, R8/T#33 chuck arbor, chuck guard, 2 T-slot nuts, oil bottle, adjustment wrenches and hex. keys

\$999.99

## VERTICAL TURRET MILLING MACHINE


1050VS

- 5 HP Motor • ISO-40 Spindle taper
- Size of table 10" x 50" • Table travel 36"
- Saddle travel 16 1/2" • Knee travel 16"
- Quill travel 5" • 2 speed variable speed drive (70-500, 600-4200 RPM)
- Max. distance spindle to table 18"
- Distance spindle to column 24"
- Quill power feed (.0015", .003", .006")
- Ram movement 24"

\$13999.

TURRET HEAD SWIVELS 360°

5.2 Amp (600V)



INCLUDED

TABLE POWERFEED ATTACHMENT (550 LBS TORQUE) LONGITUDINAL

## MILLING DRILLING MACHINE WITH DIGITAL READOUT, SAFETY GUARD & LIMIT SWITCH

KC-20VS-2

- 1 HP Motor
- 13" Max. distance spindle nose to table
- 13" swing
- R8 Spindle taper
- 2" Spindle stroke
- Speeds 2(50-1125)
- 7 1/16" x 27 1/2"
- Table dimensions
- 1/2" Size of T-Slot on table
- Comes with 1/2" chuck, chuck key, R8 chuck arbor, safety guard, 2 T-bolts, oil bottle,

## OPTIONAL MILLING DRILLING MACHINE STAND

SS-20VS

Heavy-duty steel construction

\$279.99

\$1999.



HEADS TILTS 90° TO THE LEFT AND RIGHT

## FAGOR DIGITAL READOUT SYSTEMS

20i-M-1836 \$1799.


(Fits 1050VS)

2 AXIS with 18" x 36" scales

30i-M-183616 \$2499.

(Fits 1050VS)

3 AXIS with 18" x 36" x 16" scales



## GEARHEAD MILLING DRILLING MACHINE WITH SAFETY GUARD & LIMIT SWITCH

KC-45

- 1.5 HP Motor
- Forward & Reversing Switch
- 20 7/16" Swing
- 5" Stroke
- 6 speeds (60-1500 RPM)
- 9 1/2" X 32 1/4" Table
- 1 1/4" Drill capacity
- 4" Face mill capacity
- Spindle taper R8

## OPTIONAL

NEW

## TABLE POWERFEED ATTACHMENT

PFM-32

For # KC-45

\$599.

## OPTIONAL

## MILLING DRILLING MACHINE STAND

SS-45

Heavy-duty steel construction

\$279.99

\$4999.





## 3" X 79" METAL BELT SANDER

### KC-379MS

- Sanding belt rotates on 7-1/2" vented drive wheel and solid rubber rear wheel for maximum tracking and sanding control
- Head pivots up or down on base for easy and safe work heights
- Horizontal working height of 36"



Hinged top cover for access to entire length of belt for larger pieces



### 3" x 79" PURE ZIRCONIA SANDING BELTS

Model	Belt Size	Grit	Unit	Price
SB-379-60	3"x79"	60	1	\$18.99
SB-379-80	3"x79"	80	1	\$18.99
SB-379-120	3"x79"	120	1	\$18.99

Comes with Canadian made 80 Grit pure zirconia sanding belt



2 HP (220V)

**\$959.**

## MAGNETIC SWITCHES



Comes with twist lock emergency stop button



Comes with padlock and 2 spare keys

**\$89.99** ea.

### DIGITAL FRACTIONAL CALIPER KM-106

- Converts to inches (decimal and fractional) and metric readings
- Waterproof to IP54 standards
- Two 3V Lithium batteries included



**\$29.99**

### FIREPROOF 3" METAL DUST COLLECTION HOSES KIT

#### KM-102

Kits Includes: 2 - 8ft. (2.5M) 130° Fireproof hoses  
4 - Wire hose clamps (3")

**RATED 130°C**



**\$69.99**

## 2 HP METAL DUST COLLECTOR

### KC-7300C

- Powerful 2 HP, 220V motor
- 2 Step activation safety switch with line voltage interruption in case of power failure
- Ideal for collection of metal chips and abrasive dust produced by metal sanders, grinders, cold cut saws, deburring and chamfering machines
- Large metal chips collection drawer is easy to access and clean
- 6" inlet with Y-inlet adaptor with two 3" dust inlets allowing up to connect up to two



**\$1349.**

## WET/DRY SHARPENER

### KC-4500S

- Forward/reverse switch allows the wheel to rotate in both directions
- 220 Grit wheel runs at 170 RPM

4 1/2" X 1 1/2"



**\$74.99**

## BENCH GRINDERS

### 8" LOW SPEED BENCH GRINDER WITH LIGHT

#### KC-895LS

Powerful 1/2 HP, 1,750 RPM motor

**\$129.99**



### BENCH GRINDER STAND

#### SS-150

- Made of cast iron with coolant reservoir
- 32 3/4" high



**\$74.99**

#### KC-690

- 3.5 Amp. motor
- 3500 RPM

**\$59.99**

#### KC-890

- 7 Amp. motor
- 3450 RPM

**\$99.99**

#### KC-1090

- 14 Amp. motor
- 1720 RPM

**\$299.99**

### 12" HEAVY-DUTY BENCH GRINDER WITH FLOOR STAND

#### KC-1295

- Robust cast-iron wheel guards and dust vents with 2-1/2" T-fitting adaptor for dust collection
- Comes complete with floor stand, built-in cast-iron quench tray, 36 Grit and 60 Grit 12" x 2" grinding wheels



**1.5 HP Direct Drive Motor (220V)**

**\$1299.**

# METAL FORMING MACHINES

## 16 GAUGE BOX AND PAN

KC-BP4816

- Bending length 48 1/2"
- Capacity 16 Gauge
- Weight 380 lbs

**\$1199.**

## 52" FOOT SHEAR

KC-F5216

- Cutting length 52"
- Capacity 16 Gauge
- Weight 1080 lbs

**\$2299.**

## COMBINATION ROTARY MACHINE

KC-RM22

- Cutting capacity (mild steel): 22 Gauge
- Distance between shaft centers: 2"
- Depth of throat to frame: 7"
- Includes 6 dies for hooking (2), burring, wiring, ogee beads and crimping

**\$699.**

## NEW HEAVIER DUTY MODEL

## ARBOR PRESS

KAP-3

- Precision cut steel rams and pinions for accurate operation
- Capacity: 3 Ton
- Diameter of work: 12 1/2"
- Capacity over table: 12"

**\$389.99**

## 3 IN 1 METAL FORMING MACHINES



## SHEAR, BRAKE AND ROLL

KC-1220

- Max. length 12"
- Maximum thickness 20 Gauge
- Weight 95 lbs

**\$459.**

KC-3020

- Max. length 30"
- Maximum thickness 20 Gauge
- Weight 300 lbs

**\$899.**

KC-4020

- Max. length 40"
- Maximum thickness 20 Gauge
- Weight 387 lbs

**\$1259.**

## 12" HAND SHEAR

KC-HS12

- Level arm with compensating spring
- Easy cutting across the entire length
- Rigid cutter body

**\$199.99**

## 4 TON HAND NOTCHER

KC-N616

- Heavy cast-iron construction
- 16 Gauge notching capacity (mild steel)
- 18 Gauge piercing capacity (mild steel)
- Maximum notch (6" X 6" x 90°)
- Weight 165 lbs

**\$699.**

## SLIP ROLLS

KC-S5016

- Max. length 50"
- Capacity 16 Gauge
- Weight 540 lbs

**\$1449.**

KC-S3622

- Max. length 36"
- Capacity 22 Gauge
- Weight 176 lbs

**\$649.**

KC-S2422

- Max. length 24"
- Capacity 22 Gauge
- Weight 81 lbs

**\$549.**

## FLOOR MODEL BOX AND PAN BRAKE

KC-BP4812

- Bending length 48"
- Capacity 12 Gauge
- Weight 1140 lbs

**\$3799.**





## 1800W GASOLINE GENERATOR KCG-1501GX

- Powerful 3 HP, 4 stroke air cooled OHV engine
- Electronic ignition
- Low oil shut-off with indicator light protects the engine
- Duplex Outlet: 120V/11.6 Amp. AC output
- Terminals: 12V, 8 Amp. DC output
- AC and DC circuit breakers for safe operation
- Comes with DC cables and spark plug socket
- Easy start recoil starter
- CSA & EPA approved

**NEW**

**\$325.**

## PORTABLE & GASOLINE GENERATORS & ACCESSORIES



## 950W PORTABLE GENERATOR KCG-951G

- Powerful 2 HP, 2 stroke air cooled motor
- Brushless alternator and electronic ignition
- Outlet: 120V/6.7 Amp. AC output
- Outlet: 12V/5.3 Amp. DC output
- AC and DC circuit breakers and reset buttons for safe operation
- Comes with DC cables and spark plug socket

**\$185.99**



## 4200W GASOLINE GENERATOR WITH WHEEL KIT KCG-4200G

- Powerful 7 HP, 4 stroke air cooled motor
- AVR system and electronic ignition
- Low oil shut-off with indicator light protects the engine
- Duplex outlet: 120V/20 Amp. AC
- Twist lock outlet: 120V/240V/30 Amp. AC
- AC double throw circuit breaker and resets for safe operation
- Easy start recoil starter
- Voltage switch and ground terminal
- Wheel kit includes 8" wheels and pivot handle

**\$449.99**



## 6500W GASOLINE GENERATOR WITH WHEEL KIT KCG-6501G

- Powerful 15 HP, 4 stroke air cooled motor
- AVR system and electronic ignition
- Low oil shut-off with indicator light protects the engine
- Duplex outlet: 120V/20 Amp. AC
- Twist lock outlet: 120V/240V/30 Amp. AC
- AC double throw circuit breaker and resets for safe operation

**\$699.99**



## 8500W GASOLINE GENERATOR WITH ELECTRIC START & WHEEL KIT KCG-8500GE

- Powerful 15 HP, 4 stroke air cooled motor
- AVR system and electronic ignition
- Low oil shut-off with indicator light protects the engine
- Two duplex outlets: 120V/20 Amp. AC
- Two twist lock outlets: 120V/30 Amp. and 120V/240V/30 Amp. AC
- Keyed electric start and easy start recoil starter
- AC double throw circuit breaker and resets for safe operation

**\$879.99**

## 10000W GASOLINE GENERATOR WITH ELECTRIC START & WHEEL KIT KCG-10000GE

- Powerful 15 HP, 4 stroke air cooled motor
- AVR system and electronic ignition
- Low oil shut-off with indicator light protects the engine
- Two duplex outlets: 120V/20 Amp. AC
- Two twist lock outlets: 120V/30 Amp. and 120V/240V/30 Amp. AC
- Keyed electric start and easy start recoil starter
- AC double throw circuit breaker and resets for safe operation

**\$999.99**



## 2000W GASOLINE DIGITAL INVERTER GENERATOR

KCG-2001i

- Sine wave digital inverter generator provides stable current to power voltage-sensitive electronics
- Powerful 3 HP, 4 stroke air cooled OHV engine DC output for charging smartphones, tablets or any USB powered equipment
- DC Cigarette Lighter Socket: 12V/8 Amp DC output
- AC Duplex Outlet: 120V/13.3 Amp AC output

Comes with USB port

**\$699.99**



## Optional

K-X2P  
Parallel Cable Kit  
for connectivity  
between two inverters

**\$119.99**



## GENERATOR EXTENSION CORDS

Converts a Nema L14-30P 240V 30 Amp Twist Lock plug into Nema 5-15/20R 120V 20A receptacles

K-L1430-10

Extension cord length: 10 feet  
Gauge (AWG)/Cord: 12 (SJTW 4/C)  
Number of 120V plugs: 4

**\$29.99**



K-L1430R-25

Extension cord length: 25 feet  
Gauge (AWG)/Cord: 10 (SJTW 4/C)  
Number of 120V plugs: 4

**\$79.99**



K-L1430-25-4T

Extension cord length: 25 feet  
Gauge (AWG)/Cord: 10 (SJTW 4/C)  
Number of 120V plugs: 4

**\$79.99**



K-L1430-25-EXT

Extension cord length: 25 feet  
Gauge (AWG)/Cord: 10 (SJTW 4/C)  
c-ETLus approved

**\$79.99**



## RV GENERATOR ADAPTER

K-TT30R

This adapter allows a generator with a NEMA L5-30R 125V twist lock receptacle to be connected to recreational vehicles that use typical RV extension cords

**\$12.99**



## 3000 PSI GASOLINE HIGH PRESSURE WASHER

KPW-3001FM

- 3000 PSI, 2.3 GPM maximum water flow
- Thermal relief valve on pump to protect against overheating
- 25' high pressure hose and inlet hose quick connect coupling
- Comes with 10" pneumatic wheels for portability and 4 quick connect nozzles (0°, 15°, 25°, 40° and detergent)

**\$439.99**



7 HP



## GASOLINE WATER PUMPS

- 92' Total head lift (total height at sea level, to which water can be raised above original water level)
- Oil sensor shuts off engine when oil level is low
- Comes with 3 wire clamps, 4 hose adaptors, 4 rubber gaskets, strainer basket and strainer basket adaptor

**2"**  
NPT inlet  
and outlet

**Powerful 7 HP,  
4 stroke air cooled  
OHV engine**

**3"**  
NPT inlet  
and outlet



KCG-2PGN-9

**\$299.99**

## GASOLINE ENGINES

- Ideal for compressors, generators, pressure washers, go-karts and log splitters
- Counterclockwise drive shaft direction

KCG-65

Powerful 6.5 HP,  
4 stroke air cooled  
OHV engines

**\$189.99**

KCG-130

Powerful 13 HP,  
4 stroke air cooled  
OHV engines

**\$379.99**



KCG-3PG-9

**\$349.99**

Easy start recoil starter

## WATER PUMP HOSE KITS

**Each hose kit comes with a  
type A threaded camlock adaptor**

CLEAR PVC REINFORCED  
SUCTION HOSES

FLAT PVC  
DISCHARGE HOSES



**\$99.99 \$169.99 \$69.99 \$99.99**

KW-252  
2" X 25 ft

KW-253  
3" X 25 ft

KW-502  
2" X 50 ft

KW-503  
3" X 50 ft

## 4000W GASOLINE DIGITAL INVERTER GENERATOR

KCG-4000i

- Sine wave digital inverter generator provides stable current to power voltage-sensitive electronics
- DC USB port: 5V/2.1 Amp.
- DC cigarette lighter socket: 12V/8 Amp. DC output
- AC duplex outlet: 120V/20 Amp. AC output
- AC twist lock outlet: 120V/30 Amp. AC output

**Powerful 7.5 HP,  
4 stroke air cooled  
OHV engine**

Remote  
control start



**\$1149.99**

## 15,000W V-TWIN GASOLINE GENERATOR WITH ELECTRIC START

KCG-15000GE

- AVR system and electronic ignition
- Two duplex outlets: 120V/20 Amp. AC
- Twist lock outlet: 120V/30 Amp. AC
- Outlet: 120V/240V/50 Amp. AC
- AC double throw circuit breaker and resets
- Terminals: 12V/8.3 Amp. DC with DC reset
- CSA & EPA approved

**Powerful 20 HP, V-Twin  
horizontal shaft 4 stroke  
air cooled OHV engine**

**AUTO-IDLE  
DOWN  
FUNCTION**



**\$2199.99**

**ELECTRIC START  
BATTERY INCLUDED**

## PORTABLE VARIABLE SPEED METAL CUTTING BANDSAW

KC-8377

- Variable speed dial for 0-420 SFPM
- Cutting capacity of 5" x 5"
- Blade tension lever for quick adjustments
- Comes with standard 44-7/8" x 1/2" x 0.025" 14 TPI metal cutting blade

**Optional**

Miter Stand turns this  
Bandsaw into a Cut-off Saw  
SS-8377



**\$79.99**



**\$199.99**

### H.S.S. BLADES

Model	Length	Width	TPI	Thickness	Price
KBB-8376-BM-1014	44 7/8"	1/2"	10-14	.020"	<b>\$19.99</b>
KBB-8376-BM-1418	44 7/8"	1"	14-18	.020"	<b>\$19.99</b>

## 14" CUT-OFF SAW

8342LN

- Large trigger switch in handle for safe and easy use
- Standard 14" abrasive wheel for cutting ferrous metal
- Quick release vise for holding workpiece, which allows cuts up to a 45° angle

**\$149.99**



(15 Amp. Motor)

## INFRARED DIGITAL THERMOMETER WITH LASER POINTER

K-550

Temperature range  
(-50°C ~ 550°C)  
(-58°F ~ 1022°F)

**\$39.99**



## PALLET TRUCKS

3 position  
control handle

KC-2145N-NYL  
(21" X 45")

Nylon wheels

**\$399.99**

KC-2748N-NYL  
(27" X 48")

Nylon wheels

**\$399.99**

KC-2748NP  
(27" X 48")

Poly wheels

**\$399.99**

QUICK RELEASE  
FOOT PEDAL



**Max. raised height  
of forks 7 1/2"**

**Min. height  
of forks 2.95"**

QUICK RELEASE  
FOOT PEDAL

QUICK RELEASE  
FOOT PEDAL

**5500 LBS  
CAPACITY**



# AIR COMPRESSORS & ACCESSORIES

COMPRESSOR  
OIL BOTTLE  
KW-077  
(850ml)

**\$7.99**

TIRE INFLATION  
GUN WITH  
PRESSURE  
GAUGE  
K-1630

**\$19.99**

## 5.5 PEAK HP 20 GALLON AIR COMPRESSOR

KC-2051H2

- 150 PSI max pressure
- 7.6 SCFM @ 40 PSI
- 6.0 SCFM @ 90 PSI

2 cylinder cast iron  
single stage oil  
lubricated pump



## 5.5 PEAK HP 24 GALLON AIR COMPRESSOR

KC-3124V2

- 150 PSI max pressure
- 7.6 CFM @ 40 PSI
- 6.0 CFM @ 90 PSI

2 cylinder cast iron  
single stage oil  
lubricated pump



**\$699.**

**\$599.**

## STATIONARY 6.5 PEAK HP 60 GALLON AIR COMPRESSOR

KC-6160V1

- 150 PSI max pressure
- 13.4 CFM @ 40 PSI
- 11.2 CFM @ 90 PSI
- High efficiency reed valves

2 cylinder cast iron  
single stage oil  
lubricated pump



**\$819.**

ASME  
safety  
valve

## HIGH OUTPUT 6.5 PEAK HP 60 GALLON AIR COMPRESSOR

KC-5160V1

- 150 PSI max pressure
- 22.6 SCFM @ 40 PSI
- 18.5 SCFM @ 100 PSI
- High efficiency reed valves

3 cylinder cast iron  
single stage oil  
lubricated pump



**\$1399.**

ASME  
safety  
valve

## HIGH OUTPUT 7.5 PEAK HP 80 GALLON AIR COMPRESSOR

KC-7180V1-MS

- High output 30 CFM @ 100 PSI
- 150 PSI max pressure
- 43 SCFM @ 40 PSI
- 30 SCFM @ 100 PSI

2 cylinder cast iron  
single stage oil  
lubricated pump



**\$3250.**

Comes  
with  
magnetic  
starter

ASME  
safety  
valve

## AIR TOOL KIT 8171

Comes with 1/2" Impact, Wrench, 3/8" Ratchet Wrench, Air Hammer and 1/4" Die Grinder

**\$119.99**



## SPRAY GUN KITS

8180 8182 8185 8190 HVL 8195



**\$29.99 \$39.99 \$49.99 \$59.99 \$79.99**

## ARCTIC FLEX

(-40°C to 65°C)

### HYBRID POLYMER INDUSTRIAL AIR HOSES

K-2514H	25'x1/4"	\$19.99
K-2538H	25'x3/8"	\$26.99
K-5014H	50'x1/4"	\$29.99
K-5038H	50'x3/8"	\$39.99
K-10014H	100'x1/4"	\$49.99
K-10038H	100'x3/8"	\$59.99



300 PSI  
MAXIMUM PRESSURE

10

## RETRACTABLE AIR HOSE REEL WITH HYBRID POLYMER AIR HOSE

**\$99.99**

K-5038FRL

50 ft. x 3/8"

- All-Weather Flexibility (-40°C to 65°C)
- Comes with wall mounting hardware



## MANUAL AIR HOSE REEL WITH HYBRID POLYMER AIR HOSE

**\$99.99**

K-10014FRL

100 ft. x 1/4"

- All-Weather Flexibility (-40°C to 65°C)
- 360° swivel base



# WET-DRY VACUUMS

## Double filtration system with pleated cartridge filter

8530LPN

- Convenient 12 ft. power cord
- Comes complete with 6 ft. x 1-1/4" hose, 2 pc. plastic extension wand, 30L dust bag, cartridge filter, foam filter, reusable filter, 10" floor sweep and crevice tool

**\$79.99**

Tank  
water  
drain



**4 PEAK 8 HP 30 LITERS  
GALLON US**

8540LST

- Convenient 12 ft. power cord
- Comes complete with 6 ft. x 1-1/4" hose, 2 pc. extension wand, 40L dust bag, cartridge filter, foam filter, reusable filter, 10" floor sweep and crevice tool

**\$149.99**

Tank  
water  
drain



**5 HP PEAK 10 40 LITERS  
GALLON US**

8560LST

- Convenient 18 ft. power cord
- Comes complete with 8 ft. x 2-1/2" flex hose, 2 pc. 2-1/2" extension wand, contoured handle with air control, cartridge filter, foam filter, 14" floor sweep with squeegee insert, gulper tool, crevice tool and hanging accessory storage bag

**\$249.99**

Tank  
water  
drain



**6.5 PEAK HP 16 60 LITERS  
GALLON US**

## HEPA CARTRIDGE FILTER

KVAC-1145

FITS: 8520LP, 8530LPN, 8531LP-B, 8540LST,



**\$25.**

KVAC-1150

Fits: 8560LST



**\$25.**

## PREMIUM HYBRID POLYMER GARDEN HOSES

K-5058GH  
5/8" x 50 ft. **\$39.99**

K-10058GH  
5/8" x 100 ft. **\$69.99**

150 PSI (Working) / 450 PSI (Burst)  
Extreme All-Weather Flexibility Kink resistant





## LED WORK LIGHTS



**KC-2402LED-ST**  
Emits 4800 lumens

- Quick release latch
- For indoor and outdoor use in dry locations

**KC-3602LED-ST**  
Emits 7200 lumens

- Quick release latch
- For indoor and outdoor use in dry locations

**\$129.99**

**\$199.99**

## INSPECTION CAMERA WITH LCD MONITOR

KC-9050

Kit includes:

- Camera handle, 9mm dia. x 39" flexible camera probe
- 2.4" diagonal TFT-LCD color monitor,
- Kit comes with 3 accessory tools (45° mirror, magnetic pick-up, pick-up hook) and 4 AA batteries

**\$99.99**

## WIRELESS INSPECTION CAMERA WITH RECORDABLE LCD MONITOR

KC-9200

Kit includes:

- Camera handle, 39" x 9mm camera probe, 39" x 10mm camera probe extension, 3.5" TFT-LCD wireless color monitor, monitor Li-Ion charger, 3 accessory tools (45° mirror, magnetic pick-up, pick-up hook), USB and Video cables, 4GB SD

**DIGITAL ZOOM 3X**

**\$199.99**

## 2 TON FOLDING SHOP CRANE

KFC-2TC

- 8 ton hydraulic ram features top-of-stroke and safety overload bypass system for maximum pump protection.
- Compact design with retractable boom and foldable legs

Fold-up leg with safety pins extend to 68 1/2"



**\$299.99**

## CORDLESS LED WORK LIGHTS

**KC-1201LED**  
10W Work light emits 1200 lumens

**\$29.99**



**KC-750LED-B**  
750 Lumen Led Worklight

**\$19.99**

COMES WITH MAGNETIC BASE & 4 PANASONIC AA BATTERIES



**KC-2401LED**  
20W work light emits 2400 lumens

**\$49.99**



**KC-2202LED-C**  
20W Work Light Emits 2200 lumens

**\$69.99**

Comes with magnetic base



**KC-3601LED**  
30W work light emits 3600 lumens

**\$84.99**



**KC-1202LED-C**  
10W Work light emits 1200 lumens

**\$49.99**

**CORDLESS**

## HYDRAULIC SHOP PRESSES WITH GRID GUARD

- Great for straightening, pressing, bending or stamping
- Used to install or remove gears, bushings or bearings
- Adjustable bed height with support rods
- Comes with 2 pressure plates

### OPTIONAL

**9 PC. PUNCH & DIE KIT KM-045**

**\$99.**

**10 TON**



**\$299.99**

KHP-10T-GGN

**20 TON**



**\$449.99**

KHP-20T-GGN

## SANDBLAST CABINETS

- Filtered fluorescent light
- Aluminum gun with 3 ceramic replacement nozzles
- 2 rubber gauntlet gloves mounted in front



**KSB-110N-9**

**\$169.99**

**KSB-350**

**\$599.**

**WWW.KINGCANADA.COM** Proudly Canadian

## ALL WEATHER HEAVY-DUTY SINGLE-TAP EXTENSION CORDS

Model	Length	AWG	Color	\$
K-2512-1T-YE	25'	12/3	YELLOW	23.99
K-2512-1T-RD	25'	12/3	RED	23.99
K-2512-1T-OR	25'	12/3	ORANGE	23.99

- 15A 125V, 1675W For indoor and outdoor use
- Ultra flexible / High visibility colors / Lighted ends

K-5012-1T-YE	50'	12/3	YELLOW	44.99
K-5012-1T-RD	50'	12/3	RED	44.99
K-5012-1T-OR	50'	12/3	ORANGE	44.99
K-5012-1T-GN	50'	12/3	GREEN	44.99

## 2' TRIPLE-TAP EXTENSION CORD

K-212-3T-RD	2'	12/3	RED	9.99
-------------	----	------	-----	------

## VARIABLE SPEED HAND-HELD BLOWER/VACUUM 8317

- 116 CFM, max air speed 195 km/h (121 mph)



Variable speed (6,000-14,000 RPM)



**\$26.99**

## PRESSURE ABRASIVE SANDBLASTERS

- Safety pressure relief valve
- Loading abrasive is made simple using the concave funnel top of the tank
- 1/2" (I.D.) x 8 ft abrasive feed hose
- Includes media gun, 4 interchangeable nozzles (2, 2.5, 3 & 3.5mm), water separator filter, protective blast hood and teflon tape



**10 GALLON**

**KSB-10**

**\$199.99**

**20 GALLON**

**KSB-20**

**\$249.99**

## ADHESIVE WINDOW PROTECTORS

**KM-097**

Fits: KSB-110N-9 5 PC. KIT

**\$19.99**

**KM-098**

Fits: KSB-350 5 PC. KIT

**\$19.99**

**KM-036**

Fits: KSB-110N-9 & KSB-350 4 PC. KIT

**\$19.99**

## RECIRCULATING PARTS WASHERS

CLEANING BRUSH FOR PARTS WASHERS KM-059

**\$19.99**



**5 GALLON**

**KPW-205**

- Safety lever has fusible link
- Durable pump included

**\$69.99**

**20 GALLON**

**KPW-220**

- Safety lever has fusible link
- Durable pump included

**\$169.99**

**40 GALLON**

**KPW-240**

- Safety lever has fusible link
- Durable pump included

**\$219.99**



# MILLING DRILLING MACHINES & ACCESSORIES

## 17" LONG STROKE DRILL PRESS with SAFETY GUARD



**LONG STROKE**

- KC-119FC-LS**
- 12.5 Amp. motor
  - 12 speeds
  - Spindle taper MT #3 (255-2750 RPM)
  - 16 15/16" swing
  - 6" stroke

**\$999.**

**HEAD TILTS 90° TO THE LEFT AND 30° TO THE RIGHT**



## 21" GEARHEAD DRILLING MACHINE WITH SAFETY GUARD & LIMIT SWITCH

**KC-40HS (220V)  
KC-40HS-6 (600V)**

- 1.5 HP Motor
- Forward & Reversing Switch
- 1 1/4" Drilling Capacity
- 20 7/16" Swing
- Spindle Taper MT#3
- 6 Speeds (60-1500 RPM)
- Face Mill Capacity 4"
- End Mill capacity 3/4"

**FREE ANGLE VISE**

**\$4250.**

## 22" DRILL PRESS



- KC-122FC**
- 12.5 Amp. motor
  - 1 1/4" capacity
  - Spindle taper MT #4 (180-4200 RPM)
  - 4 3/4" stroke
  - 3/4" chuck

**\$19.99**

**\$1049.**

## 22" DRILL PRESS with SAFETY GUARD & LIMIT SWITCH



- KC-122FC-LS**
- 12.5 Amp. motor
  - 1 1/4" capacity
  - Spindle taper MT #4
  - 12 speeds (180-4200 RPM)
  - 4 3/4" stroke
  - 3/4" chuck

**\$1149.**

**HEAD TILTS 90° TO THE LEFT AND 30° TO THE RIGHT**



## 21" GEARHEAD DRILLING/MILLING MACHINE WITH SAFETY GUARD & LIMIT SWITCH

**KC-40HC (220V)  
KC-40HC-6 (600V)**

- 1.5 HP Motor
- Forward & Reversing Switch
- 1 1/4" Drilling Capacity
- 20 7/16" Swing
- Spindle Taper R-8
- 6 Speeds (60-1500 RPM)
- Face Mill Capacity 4"
- End Mill capacity 3/4"
- Working surface of table 23"x 7 1/2"

**FREE ANGLE VISE**

**\$4999.**

## 15" VARIABLE SPEED INDUSTRIAL DRILL PRESS



Variable speed handwheel with digital readout

Safety guard with limit switch protection

**Long 6" stroke**

- KC-30HS-VS**
- Powerful 1 HP motor
  - E-stop 2 step activation safety switch with line voltage interruption in case of power failure
  - variable speeds: 400-5,000RPM
  - Comes with 5/8" drill chuck, chuck key and adjustment hex. keys

**\$2299.**

**POWER DOWNFEED & TAPPING**



**RECIRCULATING COOLANT SYSTEM**



## 28" GEARHEAD DRILLING MACHINE WITH SAFETY GUARD & LIMIT SWITCH

**KC-50**

- 2 HP motor
- 27 1/2" swing
- 7" stroke
- Speeds (60-870 / 120-1740)
- 1 1/2" capacity

- Spindle taper MT#4
- 5/8" Chuck & key included

**\$4999.**

## 18" NOVA VOYAGER DVR DRILL PRESS

BY KING INDUSTRIAL



DVR with Adaptive Control™ Software

**The Most Innovative Drill Press EVER!**



**58000**

- Powerful direct drive 1.75 HP high torque motor with no pulleys or belts to cause vibration
- Spindle taper MT #2
- Digital Variable Reluctance (DVR) Direct Drive Technology with Adaptive Control™ Software
- Comes with 5/8" drill chuck & key, firmware USB cable, knock-out wedge, adjustment wrench and hex. keys

**\$1999.**

## RADIAL DRILLING MACHINE WITH SAFETY GUARD

**KC-35/SS-35**

- 1.5 HP Motor
- 21 1/4" Max. distance spindle nose to table
- 38 1/2" swing
- MT #3 Spindle taper
- Speeds 5(340-3000 R.P.M.)
- 5 1/4" Spindle stroke
- 4 1/2" Column diameter
- 21 5/8" x 19 5/8" Table dimensions
- 14" Head travel
- 5/8" Size of T-Slot on table
- Complete with forward reverse switch, 1/2" chuck with key, safety guard and stand

**HEAD SWIVELS 180°**



**\$3999.**

### DRILL PRESS VISE



- 3"- KPV-3 **\$15.99**
- 4"- KPV-4 **\$19.99**
- 5"- KPV-5 **\$29.99**
- 6"- KPV-6 **\$39.99**

### 52 PC. CLAMPING KITS



- KCL-5212 **\$89.99**  
Fits 1/2" table slots
- KCL-52 **\$89.99**  
Fits 5/8" table slots

### CROSS SLIDE VISES



- Extremely versatile
- Makes lateral or longitudinal adjustments simple
- 4" - KCV-4N **\$59.99**
- 5" - KCV-5N **\$79.99**
- 6" - KCV-6N **\$99.99**

### KEYLESS DRILL CHUCKS

**\$69.99**

KDC-12X 1/2"JT#33

**\$79.99**

KDC-58X 5/8"JT#3



**\$119.99**

KDC-34X 3/4"JT#4

### COMPOUND SLIDE TABLES



**\$179.99**

KCT-512 5 1/2" X 12" 1/2" T-slots

**\$199.99**

KCT-618 6" X 18 1/2" 1/2" T-slots

### 20 PC. TITANIUM COATED END MILL SET



- KM-120 TITANIUM NITRIDE COATED HIGH SPEED STEEL **\$169.99**
- 2 & 4 Flute (10pcs. each)
- Imperial, Single End